

GT610-SL-2GD3-L

Gigantic 2GB with ASUS 0dB Silent thermal on GT610!!!

ASUS Exclusive Innovations

- Exclusive **0dB** thermal design dissipates heat efficiently without any noise




- **GPU Tweak**

Real-time and intuitive graphics tuning

- ✓ Sync GPU clocks and voltages for easier overclocking
- ✓ Detailed specs and actual card status with GPU-Z
- ✓ Monitoring widget provides real-time and detailed multi-parameter info
- ✓ 2D/ 3D switcher can lock the card in 3D mode for higher benchmarks
- ✓ Automatically check and update drivers and BIOS versions



- **Super Alloy Power** blends selected elements under ASUS exclusive formula, resulting in a **15 %** performance increase, **2.5** times longer product lifespan and **35°C** cooler operation



ASUS Features



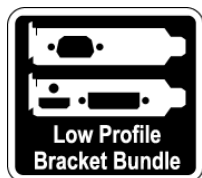
● GPU Tweak:

GPU Tweak co-developed with the most authoritative GPUZ to provide the most accurate information



● 2GB DDR3 Memory:

Massive memory size for the best gaming experience in great resolution.



● LP Bracket bundled:


HTPC ready design. Free low profile bracket bundled.

I/O Specifications

- Native D-Sub
- Native HDMI & HDCP Compliant
- Native Dual-link DVI-I



Graphics GPU Features



● 40nm GPU:

Less power consumption & more efficient transistor



● Microsoft® DirectX® 11 Support:

Bring new levels of visual realism to gaming on the PC and get top-notch performance



● Microsoft® Windows® 7 Support:

Enable PC users to enjoy an advanced computing experience and to do more with their PC



● NVIDIA PhysX ready:

Dynamic visual effects like blazing explosions, reactive debris, realistic water, and lifelike characters.



● GeForce CUDA Support

CUDA technology unlocks the power of GPU's processor cores to accelerate the most demanding system tasks



● Take Your Game Beyond HD:

Dual-link DVI able to drive the industry's largest & highest resolution flat-panel displays up to 2560x1600

Hardware Specification

Model	GT610-SL-2GD3-L
Graphics Engine	GeForce GT610
Bus Standard	PCI Express® 2.0
OpenGL	OpenGL® 4.2
Video Memory	2GB DDR3
Engine Clock	810MHz
Memory Clock	1200MHz (600MHz DDR3)
Memory Interface	64 bit
RAMDAC	400MHz
DVI Max. Resolution	2560 * 1600
D-Sub Max. Resolution	2048 * 1536
D-Sub Output	YES, native
DVI Output	YES, native
HDMI Output	YES, native
HDCP compliant	YES
Adaptor/Cable Bundled	2X 1-slot LP Bracket
Software Bundled	ASUS Utilities & Driver
Dimension	7.3" x 4.7" x 1.6"

